



# ALL INPATIENT (ADULT) PROGRAM OUTCOMES

Mary Free Bed  
Rehabilitation Hospital

Service Dates: April 1, 2018 through March 31, 2019

## STRIVING FOR EXCELLENCE

Mary Free Bed Rehabilitation Hospital gathers information on the results that are achieved by patients who are served in its programs. These results are offered so that you can see what other people have accomplished during their inpatient stay.

We always learn from our patients about how to improve on excellent care, each and every time, no exceptions!

## PERSONS SERVED

NUMBER OF PERSONS SERVED: **2,007**

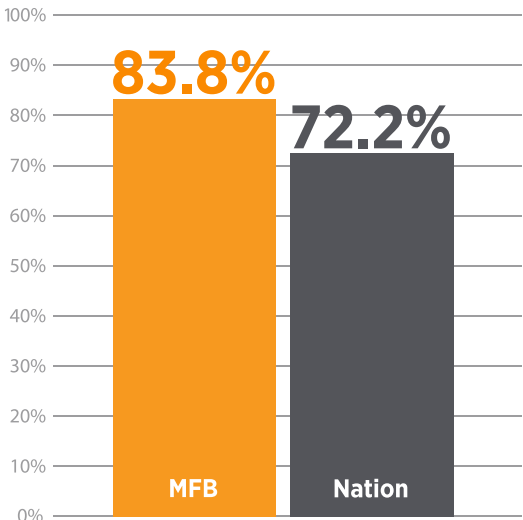


Age <sup>1</sup>	MFB	Nation
Avg. Age	61	68



## DISCHARGE TO HOME/COMMUNITY

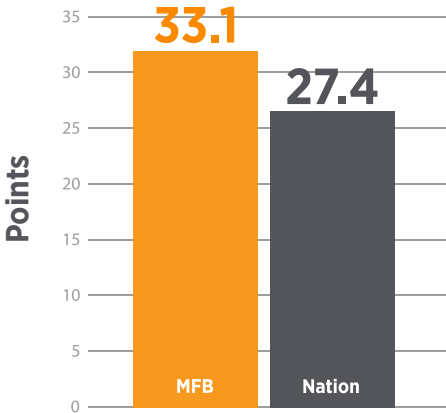
At MFB, more people were discharged to live in the community compared to the nation.



## FUNCTIONAL IMPROVEMENT

Using the FIM™ Scale

At MFB, people gained more functional improvement than the national average. Functional improvement is measured in points gained on the FIM™ scale.



## MEASURING FUNCTIONAL IMPROVEMENT

Using the FIM™ Scale

The FIM™ (Functional Independence Measure) scale is the most widely accepted functional assessment measurement system in inpatient medical rehabilitation. It measures the “most common” daily living skills needed to function. FIM™ provides a basis to standardize and measure progress. Each FIM™ area is scored on a 1-7 point scale, ranging from complete independence (7) to total dependence (1).

FIM™ SCALE CATEGORIES	
Self-Care	Eating Dressing/upper body Grooming Dressing/lower body Bathing Toileting
B/B Management	Bladder management Bowel management
Mobility	Mobility (Bed, chair, wheelchair) Transfers (Toilet) Transfers (Tub, shower)
Locomotion	Walk or wheelchair Stairs
Communication	Comprehension Expression
Cognition	Social interaction Problem solving Memory

# ALL INPATIENT (ADULT) PROGRAM OUTCOMES

Mary Free Bed  
Rehabilitation Hospital

**Service Dates:** April 1, 2018 through March 31, 2019

## AVERAGE NUMBER OF THERAPY HOURS

The average number of therapy hours per day for all adult inpatients includes time spent in physical therapy, orthotics & prosthetics, occupational therapy and speech therapy. During FY2019, there was an average of 3.5 hours of daily therapy over a five-day therapy week. Additionally, and as needed, our patients receive psychology services, respiratory therapy, therapeutic recreational activities, registered dietitian services and driver rehabilitation, and attend peer support meetings.

## UNPLANNED TRANSFERS FOR ACUTE CARE<sup>1</sup>

Under certain circumstances, a patient may demonstrate changes in his or her medical condition that warrant a transfer to acute care for close medical monitoring. If this occurs, patients are transferred to acute care services and typically return to the inpatient rehabilitation program within a few days. During FY2019, the frequency of these transfers for all adult patients at Mary Free Bed Rehabilitation Hospital was 14.1%.

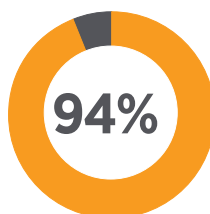
## PATIENT SATISFACTION

In our most recent FY2019 patient satisfaction survey data for all inpatients, Mary Free Bed Rehabilitation Hospital achieved a Likely to Recommend rank in the Press Ganey national database of 95<sup>th</sup> percentile (442 responses). This compares to other inpatient rehabilitation programs in the normative data.



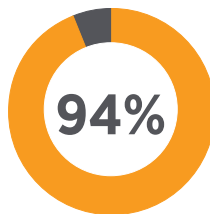
## FOLLOW UP<sup>2</sup>

After discharge, adult patients receive a 30 day follow up call to find out how persons served are functioning following the inpatient rehabilitation stay.



### Physical Ability

In this survey, 94% of the 831 adult patients who were contacted stated their physical abilities had improved or remained the same compared to the time of discharge.



### Health Status

The survey also showed that 94% of the 844 adult patients responding had improved or maintained their health status since discharge.



CARF Accredited as an Inpatient Rehabilitation Hospital-Adults.



Accredited by the Joint Commission.

Restoring Hope and Freedom  
**Mary Free Bed**  
Rehabilitation Hospital

235 Wealthy St. SE  
Grand Rapids, MI 49503  
616.840.8790

Data Source: eRehabData®

eRehabData® is owned by AMRPA and is built, maintained, and operated by Fleming AOD © 2001 - 2017 eRehabData®

<sup>1</sup>Data from Tableau

<sup>2</sup>Follow Up Data: This information was sourced from REDCap

The FIM data set, measurement scale and impairment codes incorporated or referenced herein are the property of UB Foundation Activities, Inc. ©1993, 2001 Uniform Data Set for Medical Rehabilitation, a division of UB Foundation Activities, Inc. The FIM is a trademark of Uniform Data System for Medical Rehabilitation, a division of UB Foundation Activities, Inc.