

SPINAL CORD INJURY PROGRAM OUTCOMES

Mary Free Bed
Rehabilitation Hospital

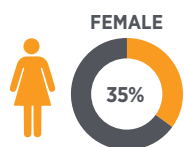
Service Dates: April 1, 2020 - March 31, 2021

STRIVING FOR EXCELLENCE

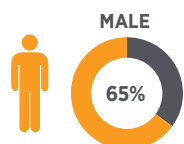
Mary Free Bed Rehabilitation Hospital gathers information on results achieved by patients served in its programs. These results are offered so you can see what others have accomplished during their inpatient stay.

We always learn from our patients about how to improve on excellent care, each and every time, no exceptions!

PERSONS SERVED



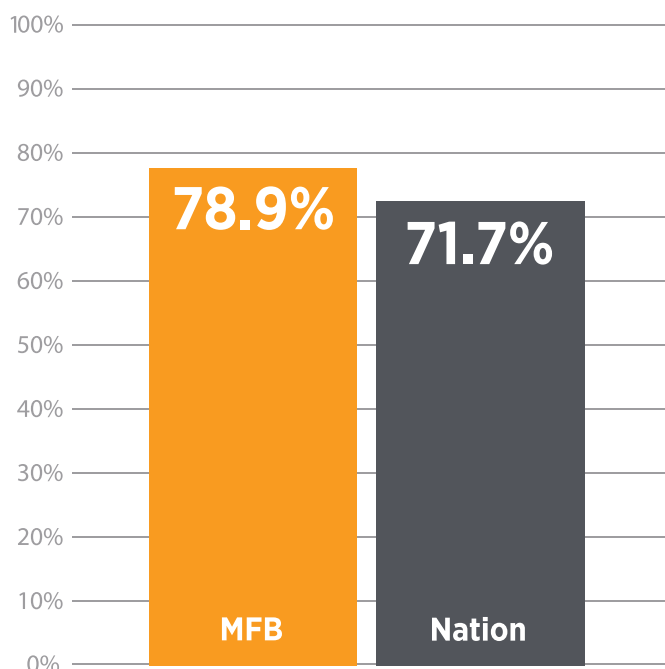
NUMBER OF PERSONS SERVED: **223**



Age ¹	MFB	Nation
Avg. Age	57	61

DISCHARGE TO HOME/COMMUNITY

At Mary Free Bed, more people were discharged to live in the community compared to the nation.



FUNCTIONAL IMPROVEMENT

Using the QRP Scale

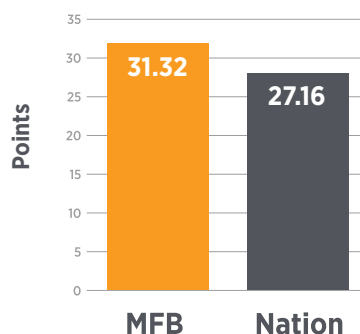
The level of functional improvement of patients in rehabilitation is measured in points gained from admission to discharge for a variety of skills and abilities used in daily life. This is reported to the Centers for Medicare and Medicaid (CMS) through the Quality Reporting Program (QRP), which enables us to compare the functional improvement of Mary Free Bed patients to other rehabilitation patients across the nation.

Mary Free Bed patients achieved more functional improvement than the national average as measured through QRP.

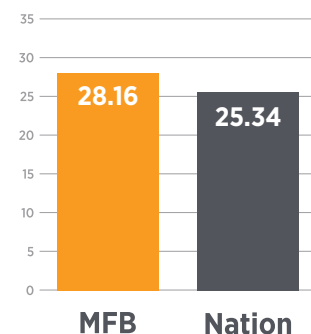
QRP FUNCTIONAL CATEGORIES

Self Care	Eating Oral Hygiene Toilet Hygiene Shower/Bathe Self Upper Body Dress Lower Body Dress Footwear
Mobility	Rolling, laying down and sitting up in bed Sit to stand Transferring to and from bed and chair Transferring to and from toilet Transferring in and out of car Ambulation (walking) Stairs Retrieval of item from ground Wheelchair mobility

FUNCTIONAL IMPROVEMENT



FUNCTIONAL IMPROVEMENT FOR WHEELCHAIR USERS



SPINAL CORD INJURY PROGRAM OUTCOMES

Mary Free Bed
Rehabilitation Hospital

Service Dates: April 1, 2020 - March 31, 2021

AVERAGE NUMBER OF THERAPY HOURS

The average number of therapy hours per day for adult inpatients with spinal cord injuries includes time spent in physical therapy, occupational therapy, speech therapy, and orthotics and prosthetics. During FY2021, patients participated in an average of 3.25 hours of daily therapy over a five-day therapy week.

Additionally, and as needed, our patients receive psychology services, respiratory therapy, recreational therapy, registered dietitian services and driver rehabilitation, and attend peer support meetings.

UNPLANNED TRANSFERS FOR ACUTE CARE¹

Under certain circumstances, a patient may demonstrate changes in his or her medical condition that warrant a transfer to acute care for close medical monitoring. If this occurs, patients are transferred to acute-care services and typically return to the inpatient rehabilitation program within a few days. During FY2021, the frequency of these transfers for patients with spinal cord injuries at Mary Free Bed Rehabilitation Hospital was 13.9%.

PATIENT SATISFACTION

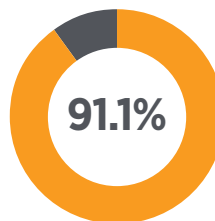
In our most recent FY2021 patient satisfaction survey data for all adult inpatients with spinal cord injuries, Mary Free Bed Rehabilitation Hospital achieved a Likely to Recommend rank in the Press Ganey national database of 99th percentile. This compares to other inpatient rehabilitation programs in the normative data.



Source: Press Ganey®

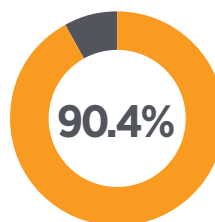
FOLLOW UP²

After discharge, patients with spinal cord injuries receive a 30-day follow-up call to find out how those served are functioning following the inpatient rehabilitation stay.



Physical Ability

In this survey, 91.1% of the patients with spinal cord injuries who were contacted stated their physical abilities had improved or remained the same compared to the time of discharge.



Health Status

The survey also showed that 90.4% of the spinal cord injury patients who responded had improved or maintained their health status since discharge.



CARF accredited as a Spinal Cord Specialty Program



Accredited by the Joint Commission.

Mary Free Bed
Rehabilitation Hospital

Data Source: eRehabData®
eRehabData® is owned by AMRPA and is built, maintained, and operated by Fleming AOD © 2001 - 2017
eRehabData®
¹Data from Tableau
²Follow Up Data: This information was sourced from REDCap