

ALL INPATIENT PROGRAM OUTCOMES

Mary Free Bed[®]
Rehabilitation

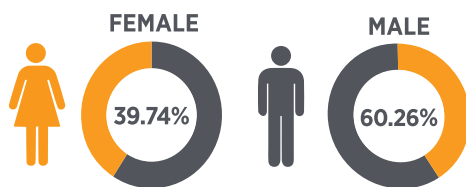
Service Dates 4/1/2024 - 3/31/2025

STRIVING FOR EXCELLENCE

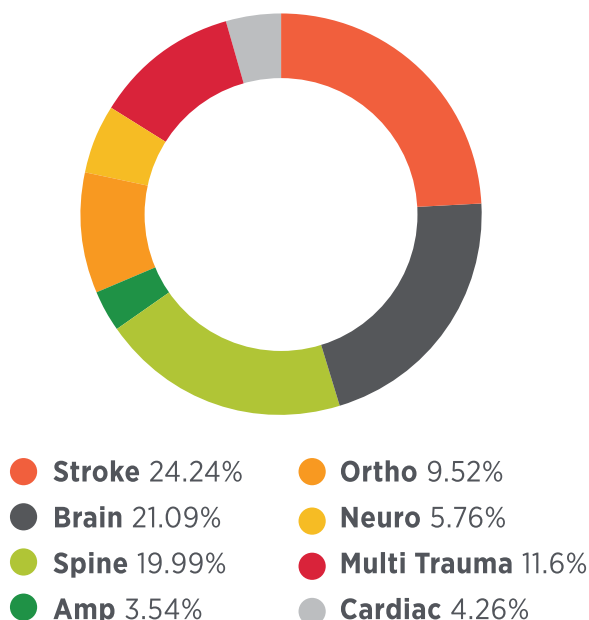
Mary Free Bed Rehabilitation Hospital gathers information on results achieved by patients served in its programs. These results are offered so you can see what others have accomplished during their inpatient stay.

We always learn from our patients about how to improve on excellent care, each and every time, no exceptions!

PERSONS SERVED **2,793**

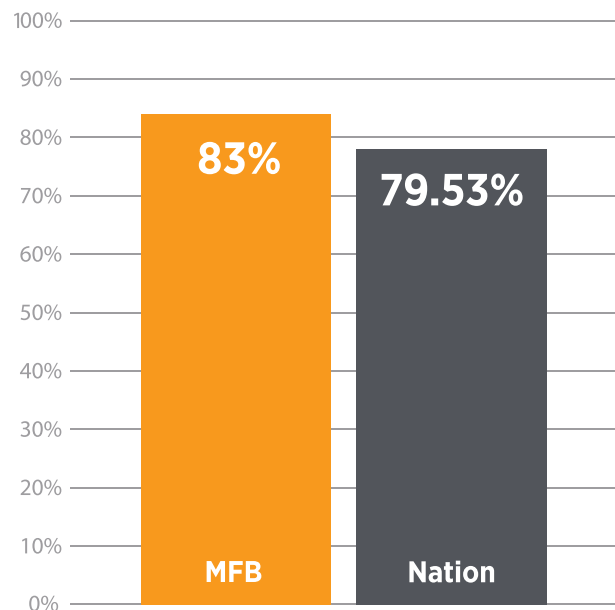


PATIENTS SERVED BY DIAGNOSIS



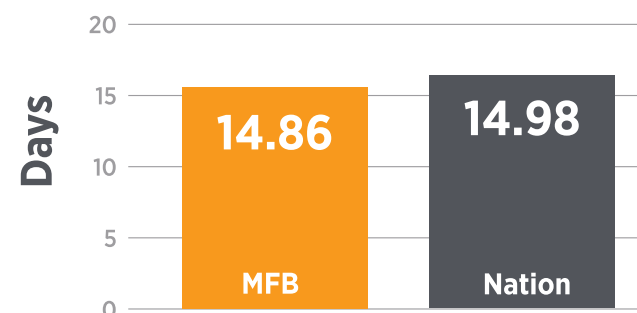
DISCHARGE TO HOME/COMMUNITY

At Mary Free Bed, more people were discharged to live in the community compared to the nation.



ONSET DAYS

Mary Free Bed admits patients from acute injury to rehabilitation faster than national averages.



AVERAGE NUMBER OF THERAPY HOURS

The average number of therapy hours per day for all adult inpatients includes time spent in physical therapy, occupational therapy, speech therapy and orthotics and prosthetics. During FY25, patients participated in an average of three hours of daily therapy over a five-day therapy week.

Additionally, and as needed, our patients receive psychology services, respiratory therapy, recreational therapy, registered dietitian services, driver rehabilitation, and attend peer support meetings.

ALL INPATIENT PROGRAM OUTCOMES

Mary Free Bed[®]
Rehabilitation

Service Dates 4/1/2024 - 3/31/2025

UNPLANNED TRANSFERS FOR ACUTE CARE¹

Under certain circumstances, a patient may demonstrate changes in his or her medical condition that warrant a transfer to acute care for close medical monitoring. If this occurs, patients are transferred to acute-care services and typically return to the inpatient rehabilitation program within a few days. During FY2025, the frequency of these transfers for patients at Mary Free Bed Rehabilitation Hospital was 9.81% compared to the nation at 9.85%.

PATIENT SATISFACTION

In our most recent FY2025 patient satisfaction survey data for all inpatients, 90.30% of all Mary Free Bed Rehabilitation Hospital patients responded 'Definitely yes' when asked if they were likely to recommend to a family member or friend.



Source: Press Ganey[®]

FUNCTIONAL IMPROVEMENT

Using the QRP Scale


The level of functional improvement of patients in rehabilitation is measured in points gained from admission to discharge for a variety of skills and abilities used in daily life. This is reported to the Centers for Medicare and Medicaid (CMS) through the Quality Reporting Program (QRP), which enables us to compare the functional improvement of Mary Free Bed patients to other rehabilitation patients across the nation.

Mary Free Bed patients achieved more mobility improvement than the national average and is in line with the national average for self care.


QRP FUNCTIONAL CATEGORIES

Self Care	Eating Oral Hygiene Toilet Hygiene Shower/Bathe Self Upper Body Dress Lower Body Dress Footwear
Mobility	Rolling, laying down and sitting up in bed Sit to stand Transferring to and from bed and chair Transferring to and from toilet Transferring in and out of car Ambulation (walking) Stairs Retrieval of item from ground Wheelchair mobility

FUNCTIONAL MOBILITY



FUNCTIONAL SELF CARE



Accredited by the Joint Commission.



CARF Accredited as an Inpatient Rehabilitation Hospital-Adults.



Mary Free Bed[®]
Rehabilitation

Data Source: eRehabData[®]
eRehabData[®] is owned by AMRPA and is built, maintained, and operated by Fleming AOD © 2001 - 2017
eRehabData[®]
¹Data from Tableau