

PEDIATRIC AND ADOLESCENT INPATIENT OUTCOMES

Mary Free Bed[®]
Rehabilitation

Service Dates: April 1, 2024 - March 31, 2025

STRIVING FOR EXCELLENCE

Mary Free Bed Rehabilitation Hospital gathers information on results achieved by hospitalized patients served in its programs. These results are offered so you can see what others have accomplished during their inpatient stay.

We always learn from our patients about how to improve on excellent care, each and every time, no exceptions!

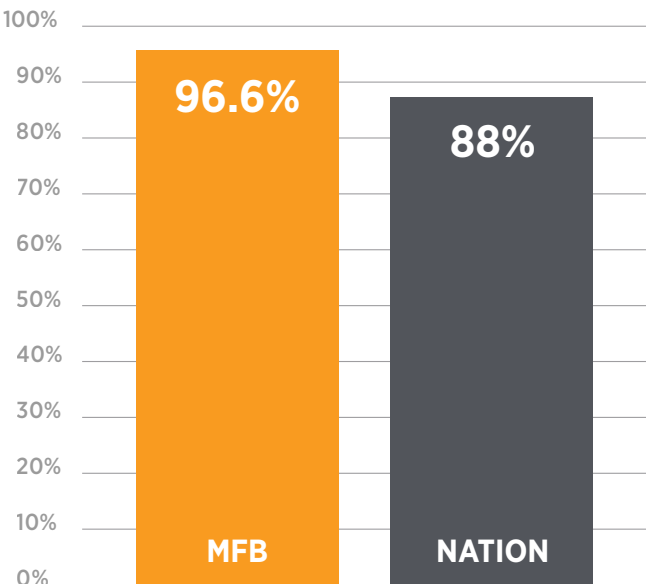
PERSONS SERVED

NUMBER OF PERSONS SERVED: **206** AVERAGE AGE 11.2
AVERAGE AGE NATION 11.1

Age ¹	MFB	NATION
0 - 3:	9.7%	10.3%
3 - 5:	9.7%	7.9%
5 - 7:	7.3%	8.5%
7 - 10:	12.6%	12.9%
10+ :	60.7%	60.4%

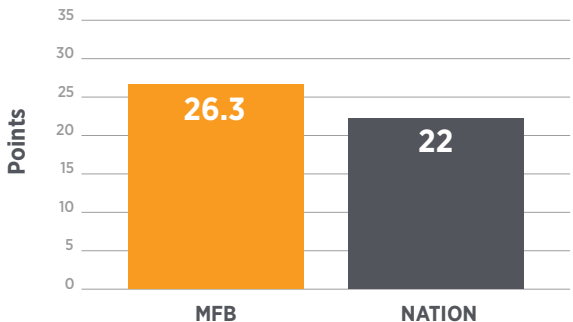
DISCHARGE TO HOME/COMMUNITY

At Mary Free Bed, more people were discharged to live in the community compared to the nation.



FUNCTIONAL IMPROVEMENT

At Mary Free Bed, children gained more functional improvement during their hospitalization than the national average. Functional improvement is measured in points gained on the WeeFIM™ scale.



MEASURING FUNCTIONAL IMPROVEMENT

Using the WeeFIM™ Scale

The WeeFIM™ (Functional Independence Measure) scale is a functional assessment measurement system used in inpatient rehabilitation programs for children. It measures the “most common” daily living skills needed to function and provides a basis to standardize and measure progress. Each WeeFIM™ area is scored on a 1-7 point scale, ranging from complete independence (7) to total dependence (1).

WeeFIM™ SCALE CATEGORIES

Self Care	Eating Dressing/Upper Body Grooming Dressing/Lower Body Bathing Toileting
B/B Management	Bladder Management Bowel Management
Mobility	Mobility (Bed, Chair, Wheelchair) Transfer (Toilet) Transfers (Tub, Shower)
Locomotion	Walk or Wheelchair Stairs
Communication	Comprehension Expression
Cognition	Social Interaction Problem Solving Memory

PEDIATRIC AND ADOLESCENT INPATIENT OUTCOMES

Mary Free Bed[®]
Rehabilitation

Service Dates: April 1, 2024 - March 31, 2025

AVERAGE NUMBER OF THERAPY HOURS

The average number of therapy hours per day for all pediatric inpatients includes times spent in physical therapy, occupational therapy, speech therapy and orthotics and prosthetics. During FY2025, patients participated in an average of 3.75 hours of daily therapy over a five-day therapy week.

Additionally, and as needed, our patients receive psychology services, respiratory therapy, recreational therapy, registered dietitian services and driver rehabilitation, and attend peer support meetings.

UNPLANNED TRANSFERS FOR ACUTE CARE¹

Under certain circumstances, a patient may demonstrate changes in his or her medical condition that warrant a transfer to acute care for close medical monitoring. If this occurs, patients are transferred to acute-care services and typically return to the inpatient rehabilitation program within a few days. During FY2025, the frequency of these transfers for pediatric patients at Mary Free Bed Rehabilitation Hospital was 3.4%.

PATIENT SATISFACTION

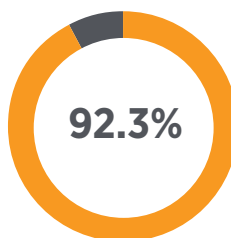
In our most recent FY2025 patient satisfaction survey data for all pediatric inpatients, 78.95% of all Mary Free Bed Rehabilitation Hospital patients responded 'Definitely yes' when asked if they were likely to recommend a family member or friend.



Source: Press Ganey[®]

FOLLOW UP¹

After discharge, pediatric patients receive a 90 day follow-up call to find out how those served are functioning following the inpatient rehabilitation stay.



Physical Ability

In this survey, 92.3% of the pediatric patients who were contacted stated their physical abilities had improved or remained the same compared to the time of discharge.



Health Status

The survey also showed us that 100% of the pediatric patients responding had improved or maintained their health status since discharge.



CARF Accredited as an Inpatient Hospital Pediatric Specialty Program.



Accredited by the Joint Commission.

Mary Free Bed[®]
Rehabilitation